



**Assumption/CI U.S. Stock Selection Fund**  
(Previously known as the American Value Fund before July 29th, 2021)

**As at December 31, 2020**

**Quick facts**

**Date fund available: Sep 4, 2007**

**Date fund created: Sep 4, 2007**

**Managed by: CI Global Asset Management**

**Total fund value: \$11,080,000**

**Portfolio turnover rate: 63.53%**

Fund category	Minimum investment (\$)	MER (%)	Net asset value per unit (\$)	Units outstanding (000's)
Series A (no-load)	500	3.05	48.04	21.52

**What does the fund invest in?**

This segregated fund invests in the CI U.S. Stock Selection Fund. The underlying fund invests primarily in a broadly diversified portfolio of American and international equity securities.

**How has the fund performed?**

This section tells you how the fund has performed over the past 10 years for a contract holder who chooses the series A.

It's important to note that this doesn't tell you how the fund will perform in the future. Also, your actual return will depend on the investment option you choose and on your personal tax situation.

**Top 10 investments (of the underlying fund)**

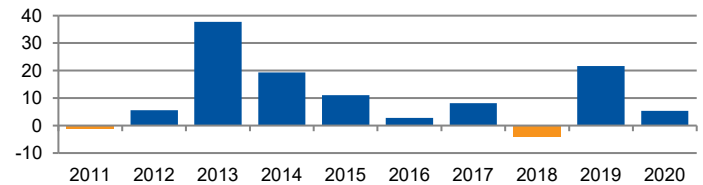
	% Assets
Microsoft Corp	7.61
Facebook Inc	4.57
Alphabet Inc	4.34
Broadcom Inc	3.44
Electronic Arts Inc	2.52
Micron Technology Inc	2.46
Danaher Corp	2.42
UnitedHealth Group Inc	2.39
Agilent Technologies Inc	2.28
Dollar Tree Inc	2.11
<b>Total</b>	<b>34.14</b>
<b>Total investments</b>	<b>59</b>

**Average return**

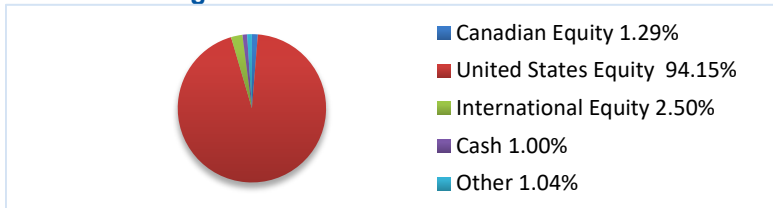
A person who invested \$1,000 on Dec 31, 2010, in series A has \$2,599.43 gross on Dec 31, 2020, an average of 10.02% a year.

**Year-by-year returns (%)**

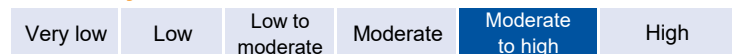
This chart shows how the fund would have performed in each of the past 10 years for a policyowner. In the past 10 years the fund was up in value 8 years and down in value 2 years of the 10 years.



**Investment segmentation**



**How risky is it?**



The value of your investments can go down. Please see your Information Guide.

**Who is this fund for?**

This fund may be right for a person seeking potential for long-term growth and who is very comfortable with the ups and downs of the market.



**1. Sales charges: There are no sales charges on the series A of Funds**

Sales charge option	What you pay	How it works
Front End Sales Charge	N/A	When you invest, Assumption Life pays a commission of up to 2.3% to your advisor.
Deferred Sales Charges	N/A	N/A

**2. Ongoing expenses**

The management expense ratio (MER) includes the management fees and the operating expenses. You don't pay these expenses directly. They affect you because they reduce the return you get on your investment.

Fund category	MER (Annual rate as a % of the fund's value)
Series A (no-load)*	3.05

\*No exit fees are applicable to any transfer or partial or full surrender.

**Trailing commission**

Assumption Life pays a trailing commission to your advisor of up to 2.3% of the value of your investments each year. This is for services and advice provided by your financial advisor. The trailing commission is already included in the management fee.

**3. Other fees**

- No fees are charged for the first 4 internal transfers made within a calendar year. A \$20 fee per transfer is charged for additional transfers.
- A transfer fee of \$50 per transfer to another financial institution is applicable to the partial or total transfer of any amount from your Assumption Life annuity contract to another financial institution regardless of whether the source of the funds is a segregated fund or a GIA.
- A \$25 fee is deducted directly from your contract, without notice, for any cheque or preauthorized debit which is not honoured by your financial institution.
- A monthly contract fee of up to \$5 may apply to a group savings plan.