



Assumption/Louisbourg Money Market Fund

Quick facts

Date fund available: Jan 22, 2008

Date fund created: Jan 22, 2008

Managed by: Louisbourg Investments Inc.

As at December 31, 2020

Total fund value: \$14,982,000

Portfolio turnover rate: -

Fund category	Minimum investment (\$)	MER (%)	Net asset value per unit (\$)	Units outstanding (000's)
Series A (no-load)	500	0.45	10.70	99.76

What does the fund invest in?

The segregated fund invests in the Louisbourg Money Market Fund. The underlying fund invests primarily in short-term money market securities and other fixed income securities.

How has the fund performed?

This section tells you how the fund has performed over the past 10 years for a contract holder who chooses the series A.

It's important to note that this doesn't tell you how the fund will perform in the future. Also, your actual return will depend on the investment option you choose and on your personal tax situation.

Top 10 investments

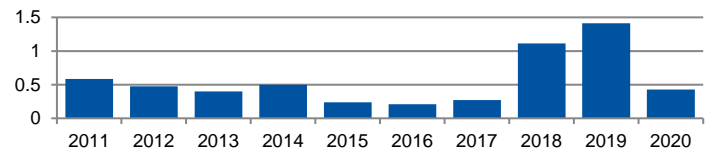
	% Assets
Alberta Province 0.000% 01-Mar-2017	17.23
Ontario 0.000% 25-Aug-2021	9.5
British Columbia 0.000% 14-Jun-2021	7.99
FortisBC Energ 0.000% 23-Mar-2021	6.06
Saskatchewan 0.000% 25-Nov-2021	5.5
Honda Canada Fin 0.000% 05-Apr-2021	5.5
Ontario 0.000% 14-Apr-2021	4.95
Prince Edward Is 0.000% 02-Mar-2021	4.83
INTERPIPE CP CAD 170217	4.68
Hydro One Inc 0.000% 04-Feb-2021	3.59
Total	69.83
Total investments	27

Average return

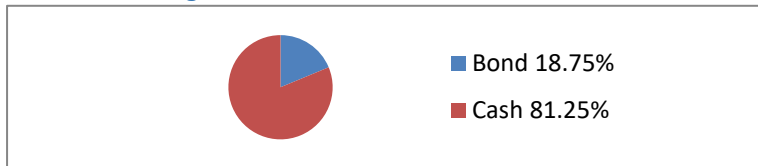
A person who invested \$1,000 on Dec 31, 2010, in series A has \$1,057.72 gross on Dec 31, 2020, an average of 0.56% a year.

Year-by-year returns (%)

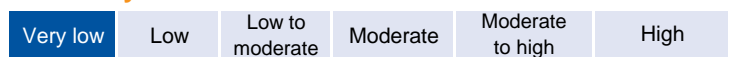
This chart shows how the fund would have performed in each of the past 10 years for a policyowner. In the past 10 years the fund was up in value 10 years and down in value 0 year of the 10 years.



Investment segmentation



How risky is it?



The value of your investments can go down. Please see your Information Guide for further details.

Who is this fund for?

This fund may be right for a person seeking potential for interest income accumulation and who requires preservation of capital and who has no tolerance for the ups and downs of the market.



How much does it cost?

1. Sales charges: There are no sales charges on the series A of Funds

Sales charge option	What you pay	How it works
Front End Sales Charge	N/A	When you invest, Assumption Life pays a commission of up to 2.3% to your advisor.
Deferred Sales Charges	N/A	N/A

2. Ongoing expenses

The management expense ratio (MER) includes the management fees and the operating expenses. You don't pay these expenses directly. They affect you because they reduce the return you get on your investment.

Fund category	MER (Annual rate as a % of the fund's value)
Series A (no-load)*	0.45

*No exit fees are applicable to any transfer or partial or full surrender.

Trailing commission

Assumption Life pays a trailing commission to your advisor of up to 2.3% of the value of your investments each year. This is for services and advice provided by your financial advisor. The trailing commission is already included in the management fee.

3. Other fees

- No fees are charged for the first 4 internal transfers made within a calendar year. A \$20 fee per transfer is charged for additional transfers.
- A transfer fee of \$50 per transfer to another financial institution is applicable to the partial or total transfer of any amount from your Assumption Life annuity contract to another financial institution regardless of whether the source of the funds is a segregated fund or a GIA.
- A \$25 fee is deducted directly from your contract, without notice, for any cheque or preauthorized debit which is not honoured by your financial institution.
- A monthly contract fee of up to \$5 may apply to a group savings plan.